














<b>&gt; Mechanical characteristics</b>						
Boxes		Size W x H x D (mm)	Weight (kg)	Materials	Protection rating	Installation
	<b>DIN1</b>	100 x 124 x 82	0.44 - 068	Aluminium	IP20	DIN rail
	<b>DIN2</b>	100 x 124 x 122	0.96 - 1.36	Aluminium	IP20	DIN rail
	<b>DMR</b>	161 x 92 x 65	0.5	ABS	IP20	DIN rail
	<b>BOX2</b>	285 x 198 x 61	0.9 - 1.6	ABS	IP30	Wall-mounted
<b>&gt; Connections</b>						
		DIN1	DIN2	DMR	BOX2	
Screw terminals with plug-in connectors with polarizing slot.			Two outputs on screw terminals.		- Cable feedthrough via 3 cable glands or cable grommet. - Screw terminals.	
Connections: mains, 1 output, RS485 communication						
Capacity of terminal blocks / Cable size: 0.2 to 2.5 mm <sup>2</sup>						
<b>&gt; Standard-based specifications</b>						
<ul style="list-style-type: none"> <li>• EN IEC 62368-1 (2020) + A11 (2020) • EN IEC 61000-6-1 (2019) • EN IEC 61000-6-2 (2019)</li> <li>• EN IEC 61000-3-2 (2019) A class</li> <li>• EN IEC 61000-6-3 (2021) • EN IEC 61000-6-4 (2019) • EN 55032 class B • UN 38.3</li> </ul>				   		
<b>&gt; Environmental specifications</b>						
Temperature						
Storage			-25 to +60°C			
Operating	Lithium Battery		-10 to +55°C at 100% load in normal and backup mode			
	Supercaps		-5 to +55°C at 100% load in battery charge mode			
-40 to +55°C						
Humidity						
Storage			relative humidity 10 to 95%			
Operating			relative humidity 20 to 95%			
Altitude						
100,000 h (with battery) and 200,000 h (without battery) at 25 °C product external environment, rated mains voltage, 75% load						
MTBF						
100,000 h (with battery) and 200,000 h (without battery) at 25 °C product external environment, rated mains voltage, 75% load						
<b>&gt; Electrical characteristics</b>						
Network input						
Voltage network AC			99 to 264 V AC			
Voltage network DC			140 to 375 V DC			
Frequency			45 to 65 Hz			
Class			Class 1			
Current			Inrush current limited by NTC			
Neutral systems			TT, TN, IT			
Protection against			primary short circuit and differential mode shock waves.			
Primary current @ 99 V AC			0.8 A [30 W] ; 1.5 A [55 W]			
Primary current @ 264 V AC			0.8 A [30 W] ; 0.38 A [55 W]			

<b>&gt; Operating output</b>			
Rated voltage (U <sub>n</sub> )	12 V DC	24 V DC	48 V DC
Output current (I <sub>n</sub> ) 30 W	2.5 A	1.25 A	-
Output current (I <sub>n</sub> ) 55 W	4.6 A	2.3 A	1.15 A
Maximum output power	30 W / 55 W		
Precision on voltage	1%		
Adjustment by potentiometer [55 W]	-8% to +13%		
Current limitation – short-circuit current	P <sub>max</sub> to P <sub>max</sub> +10% with output voltage > 6 V		
Peak current	2 I <sub>n</sub> during 0.004 second		
HF ripple peak-peak (20 MHz-50 Ω)	< 4% of U <sub>n</sub>		
Effective LF ripple	< 0.5% of U <sub>n</sub>		
Static and dynamic regulation characteristics	< 5% of U <sub>n</sub> for cumulative changes in sector and load (from 10% to 90%)		
Output (Smart Backup)	η @ 20% loading	η @ 75% loading	η @ 100% loading
	90%	93%	92%

<b>&gt; Functional characteristics</b>			
Operates in power-saving mode when the backup is charged.			
Remote controlled stealth mode.			
Filters disturbances of the electrical network.			
Indicates the % of remaining autonomy.			
(not for 48 V) Parallel configuration without accessories for: power increase / increase of the backup / redundancy.			
Push-button disconnect of the backup (reset).			
Smart backup			
Backup type 55W	3B	3D	3E
Latest generation Lithium LiFePO4 technology: 2D, 3D, 3E, 3G - for back-up time, see table below.			
Back-up 3B - SuperCap technology with a back-up time of 3 seconds at 100% load - 500 000 cycles.			
Storage: 9 months without recharging.			
10 years service life.			
Advanced management settings, cell balancing, overload and overvoltage protection.			
Protection against deep discharge.			
A front panel pushbutton (on the board for BOX2) disconnects the backup via a static switch. The battery is automatically reconnected when mains voltage is present.			

Backup duration according to output power - 30 W (Type 2)	
	 DMR                      BOX2 12 V / 24 V              12 V
	Backup 2D
Operating power	Autonomy expressed in hours and minutes
5 W	3h23
7 W	2h32
10 W	1h48
15 W	1h13
20 W	0h55
25 W	0h44
30 W	0h36

## Backup duration according to output power - 55 W (Type 3)

	 DIN1 12 V / 24 V / 48 V	 DIN1 12 V / 24 V / 48 V	 DIN2 12 V / 24 V / 48 V	 BOX2 12 V / 24 V / 48 V
	Backup 3B	Backup 3D	Backup 3E	Backup 3G
Operating power	Autonomy expressed in hours and minutes			
5 W	Minimum 3 seconds	3h10	6h20	12h40
7 W		2h24	4h48	9h36
10 W		1h46	3h31	7h02
15 W		1h13	2h25	4h49
20 W		0h55	1h50	3h40
25 W		0h44	1h28	2h56
30 W		0h37	1h14	2h27
35 W		0h32	1h03	2h06
40 W		0h28	0h55	1h50
45 W		0h25	0h49	1h39
50 W		0h22	0h44	1h28
55 W		0h20	0h40	1h20

### Protections

Against overvoltages on primary (atmospheric or industrial causes) by varistor and filter.

Against surges in user output (connection error) by breaking with cyclical restart if output voltage >  $U_n + 10\%$ .

Against overcurrent by limiting the power supply to  $P_n + 10\%$ .

Against output short-circuits by disconnecting the power supply with cyclical restart.

### MMI

LED for status display and control

Permanent green	Flashing green	Slow flashing orange	Fast flashing orange	Red
<b>Normal mode</b>	<b>ECO mode</b> <b>Stealth mode</b>	<b>Backup mode</b>	<b>Installation fault</b> - Overcurrent, short circuit. - Low voltage output (product overload). - Excessive power supply temperature - If no mains (outside specified power supply range) <b>End of backup imminent</b>	<b>UPS to be changed</b> - If no output voltage. - If power supply out of order (charger fault).  <b>Battery fault</b> - Backup undervoltage. - Backup overvoltage.

### Communication

A RS485 type serial link retrieves information remotely (product serial number, system status) and communicates the analog values (voltages and load current, % of remaining backup, rectifier, and internal temperature of the DC UPS).

The on-board Modbus communication protocol is factory set. it may can be configured in BACnet protocol via the configuration software that can be downloaded on [www.slat.com](http://www.slat.com) (setup details in the manual).

1 dry contact (open collector): 60 V DC / 1.1 A

### > Product references

Interpretation of the product reference designations: SDC-M [Voltage] [Backup] [Box] RS

\*SLAT reserves the right to modify the characteristics of its products without prior notice.