













> Mechanical characteristics						
Boxes		Size W x H x D (mm)	Weight (kg)	Materials	Protection rating	Installation
	DIN1	100 x 124 x 82	0.68	Aluminium	IP20	DIN Rail
	DIN2	100 x 124 x 122	0.96 - 1.36	Aluminium	IP20	DIN Rail
	BOX2	285 x 198 x 61	1 - 1.6	ABS	IP30	Wall-mounted
Connections						
		DIN1	DIN2	BOX2		
- 2 Screw terminals with plug-in connectors with polarizing slot. (Input 110 / 230 V AC, 1 output 12-24 V DC) - 2 RJ45 ports 100 Mbps.				- Cable feedthrough via 3 cable glands. - 2 Screw terminals on the PC board: input 110 / 230 V AC, 1 output 12-24 V DC - 2 RJ45 ports 100 Mbps (on the PC board).		
Network cables: Ethernet cable Cat 5 or more / shielded or unshielded / straight or twisted						
> Standard-based specifications						
<ul style="list-style-type: none"> • EN IEC 62368-1 (2020) + A11 (2020) • EN IEC 61000-6-1 (2019) • EN IEC 61000-6-2 (2019) • EN IEC 61000-3-2 (2019) A class • EN IEC 61000-6-3 (2021) • EN IEC 61000-6-4 (2019) • EN 55032 class B • UN 38.3 Ethernet IEEE 802.3, IEEE 802.3u, IEEE 802.3x, IEEE 802.3az (Energy Efficient Ethernet EEE)				   		
> Environmental specifications						
Temperature						
Storage			-20 to +45°C			
Operating	Lithium Battery		-10 to +55°C at 100% load in normal and backup mode			
	Supercaps		-5 to +55°C at 100% load in battery charge mode			
Supercaps		40°C to +55°C				
Humidity						
Storage			relative humidity 10 to 95%			
Operating			relative humidity 20 to 95%			
Altitude						
Above 2,000 m, the maximum operating temperature decreases by 5% every 1,000 m						
MTBF						
100,000 h (with battery) and 200,000 h (without battery) at 25 °C product external environment, rated mains voltage, 75% load						
> Electrical characteristics						
Network input						
Voltage network AC			99 to 264 V AC			
Voltage network DC			140 to 375 V DC			
Frequency			45 to 65 Hz			
Class			Class 1			
Current			Inrush current limited by NTC			
Neutral systems			TT, TN, IT			
Protection against			Primary short circuit and differential mode shock waves.			
Primary current @ 99 V AC			1.5 A			
Primary current @ 264 V AC			0.38 A			

Operating output			
Rated voltage (U_n)	12 V DC		24 V DC
Output current (I_n)	4.6 A		2.3 A
Maximum output power	55 W		
Precision on voltage	1%		
Adjustment via HTTPS interface	-8% to +13%		
Power limitation	P_{max} to $P_{max} +10\%$ with output voltage > 6 V		
Peak current	$2 I_n$ for 0,012 second		
HF ripple peak-peak (20 MHz-50 Ω)	< 1.9% of U_n		
Effective LF ripple	< 0.3% of U_n		
Static and dynamic regulation characteristics	< 7% of U_n for cumulative changes in sector and load (from 10% to 90%)		
Output (Smart Backup)	η @ 20% loading	η @ 75% loading	η @ 100% loading
	85%	91%	90%
> Functional characteristics			
Operates in power-saving mode when the backup is charged.			
Remote controlled stealth mode.			
Filters disturbances of the electrical network.			
Fanless.			
Reboot function (start and stop automatically) available.			
Indicates the % of remaining autonomy.			
Parallel configuration without accessories for: power increase / increase of the backup time / redundancy.			
Disconnection of the backup via a pushbutton (reset).			
Smart backup			
SDC-M IP exists in 2 backup packs	3B	3D	3G
Latest generation LiFePO4 Lithium Technology: Backup 3D, 3G - for back-up time, see table below.			
Backup 3B - Supercaps technology with a backup time of minimum 3 seconds at 100% load - 500 000 cycles.			
Lead-free, cadmium-free, 100% recyclable.			
Storage: 9 months without recharging.			
10 years service life.			
Advanced management settings, cell balancing, overload and overvoltage protection.			
Protection against deep discharge.			
A front panel pushbutton (on the board for BOX2) disconnects the backup via a static switch. The backup is automatically reconnected when mains voltage is present.			
Protections			
Against overvoltages on primary (atmospheric or industrial causes) by varistor and filter.			
Against surges in user output (connection error) by breaking with cyclical restart if output voltage > $U_n +10\%$.			
Against overcurrent by limiting the power supply to $P_n +10\%$.			
Against output short-circuits by disconnecting the power supply with cyclical restart.			

Backup duration according to output power

	 DIN1 24 V	 DIN1 12 V / 24 V  BOX2 12 V / 24 V	 DIN2 12 V / 24 V  BOX2 12 V / 24 V
	Backup 3B	Backup 3D	Backup 3G
Operating power	Autonomy expressed in hours and minutes		
5 W	Minimum 3 seconds	2h54	11h38
7 W		2h15	9h
10 W		1h40	6h42
15 W		1h10	4h40
20 W		0h53	3h33
25 W		0h43	2h52
30 W		0h36	2h24
35 W		0h31	2h04
40 W		0h27	1h48
45 W		0h24	1h37
50 W		0h21	1h27
55 W		0h19	1h19

MMI

LED for status display and control (UPS DC Status)

Steady green	Flashing green	Slow flashing orange	Fast flashing orange	Red
Normal mode	ECO mode Stealth mode	Backup mode	Installation fault - Overcurrent, short circuit - Low voltage output (product overload). - Excessive power supply temperature - If no mains (outside specified power supply range). End of backup imminent	UPS to be changed - If no output voltage - If power supply out of order (charger fault). Backup fault - Backup undervoltage. - Backup overvoltage

LEDs indicators for each Ethernet port status (Link/Act)

Steady green	Flashing Green
Connected	- Connected - Ethernet link status
Communication	

2 ports 100 Mbps available to connect the DC Micro-UPS to Ethernet Network and remote information (serial number, system status), analog values monitoring (output voltage and current, % backup time, mains status, internal temperature), and parameters setup with on-board HTTPS website.

Auto MDI/MDI-X	yes
MAC Adress	8,000 address
Data Transfer Method	Store & Forward
Data Transfer Rate	650 Mbps
Frame size and delay (max)	1 518 octets / 126 µs
Update program	Upgrade via HTTPS web browser

Supported Protocols: IPv4, HTTPS, TCP, UDP, ICMP, ARP,DHCP, SNMP V1 & V3, BACnet IP.

> Product references

Interpretation of the product reference designations: SDC-M [Voltage] [Backup] [Box] IP

*SLAT reserves the right to modify the characteristics of its products without prior notice.